


nannidiesel

energy in blue



Kubota BASE

4.195 HE

29,4 kW (40 hp)

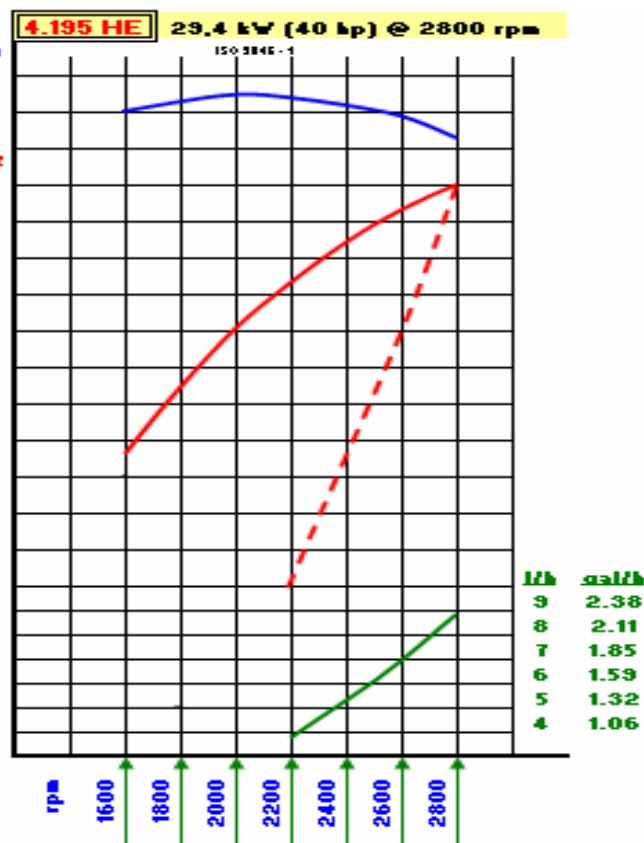
Technical Specifications

Power	29,4 kW (40 hp)
Maximum RPM	2800
Displacement	113.32 ci (1857 cc)
N° of cylinders	4 in line
Bore / Stroke	3.15x3.64" (80x92,4 mm)
Compression Ratio	23 / 1
Injection	Indirect (E-TVCS)
Intake	Atmospherical
Cooling System	Heath Exchanger
Alternator	12 V 100 A
Instrument Panel	A 3
Transmission	Mechanical or hydraulical
Weight (incl trans)	496.1 lb (225 kg)

Hose Diameters

Exhaust	2.4" (60 mm)
Fuel	0.315" (8 mm)
Sea Water	1" (25 mm)
Engine Max Install. Angle	15°

Mm	kg.m
117.7	12
107.9	11
98.1	10
88.3	9
78.5	8
68.7	7
58.9	6
49.1	5
39.3	4
29.5	3
19.7	2
9.9	1



NANNI DIESEL recommends

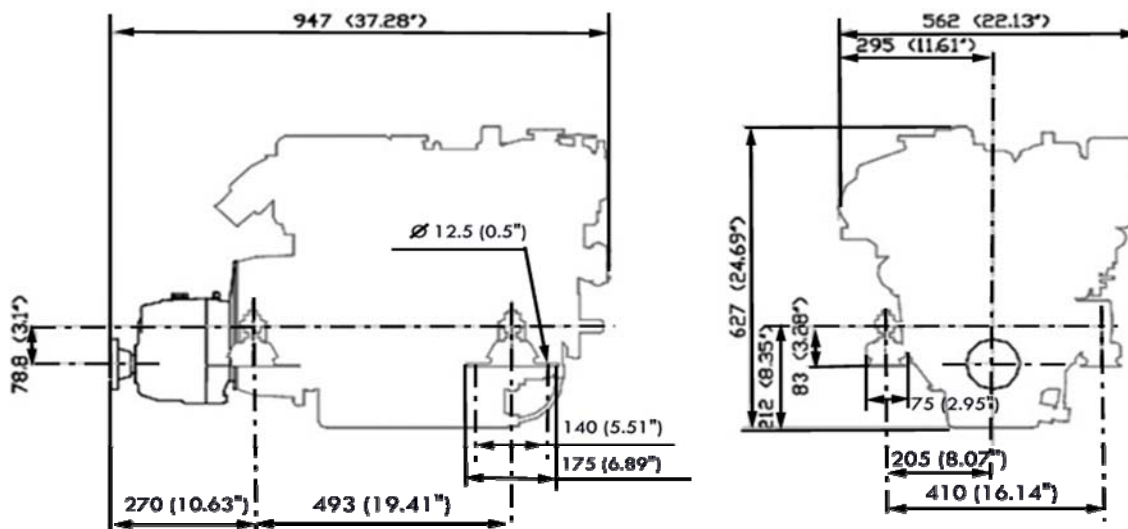
MOTUL

4.195 HE

Kubota BASE

Line drawings

4195 HE /TMC 60



Standard Equipment

- A 3 Instrument Panel
 - _ Tachometer / hourmeter
 - _ Oil Pressure Warning Light & Audio Alarm
 - _ Water T° Warning Light & Audio Alarm
 - _ Battery Charge
 - _ Glow Plugs
 - _ Starter Key
- Mechanical Transmission
- Prearrangemt for cable use
- Engine Mounts
- Owners Manual
- Warranty Certificate
- Electrical Harness 13' (4m)



- Heat Exchanger
- Fresh Water Pump
- Thermostat
- Sea Water Pump
- Fresh Water Cooled Exhaust Manifold
- Exhaust Manifold With Water Injection
- In Line Injection Pump
- Fuel Pump
- Fuel Filter
- Oil Filter
- Electrical Wiring 12 V
- Oil Drain Pump
- Electrical Stop

Optional

- Bipolar Electrical Wiring
- Power Take-Off
- Coupling
- Propeller shaft
- Exhaust System
- Remote Control
- Sea Water Hoses
- Fuel Hoses
- Sea Water Filter
- Keel Cooling
- B3/C3 Instrument Panel



Riverside Estate,
Brundall, Norwich, NR13 5PL

Tel: 01603 714077

Fax: 01603 712211

e-mail: sales@peachment.co.uk