


RED SNAPPER

Lynch Complete Diesel/ Electric Hybrid Inboard Systems



MARINE
ELECTRIC PROPULSION SYSTEMS



AVAILABLE IN THREE SIZES:

The Red Snapper systems are Inboard Electric Drive and available in three sizes that produce the equivalent to an internal combustion engine of:

RED SNAPPER 5

15-20 Hp

RED SNAPPER 8

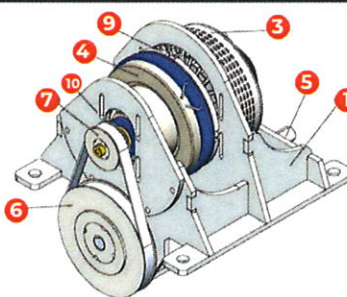
25-30 Hp

RED SNAPPER 10

35-40 Hp

Each system is 48v, the systems are designed for the motor to couple directly to the prop shaft.

RED SNAPPER COMPONENTS



DESCRIPTION

- | | |
|----|---|
| 1 | SINGLE MARINE FRAME WITH CLUTCH - WELD ASSEMBLY |
| 2 | SELF-LUBE CAST IRON FLANGE CARTRIDGE BEARING UNIT |
| 3 | LMC200 MOTOR ASSEMBLY |
| 4 | CLUTCH ASSEMBLY |
| 5 | SINGLE MARINE FRAME WITH CLUTCH - SHAFT |
| 6 | 72 TEETH PULLEY |
| 7 | 28 TEETH PULLEY |
| 8 | KEYED SHAFT FOR CLUTCH |
| 9 | SINGLE MARINE FRAME WITH CLUTCH - CLUTCH ARMATURE MOUNT |
| 10 | SINGLE MARINE FRAME WITH CLUTCH - CLUTCH PLATE |
| 11 | KEYED SHAFT FOR CLUTCH 02 |

REASONS TO SWITCH TO ELECTRIC:

RELIABLE

ELECTRIC MOTOR STARTS EVERY TIME WITH A TURN OF THE KEY, ADJUST THE THROTTLE AND GO.

LOW FUEL COSTS


RECHARGE BATTERIES USING STANDARD PLUG OUTLET, SOLAR OR WIND.

EASY INSTALL

EASY TO INSTALL 'PLUG AND GO' SYSTEM.

POWERFUL

15-40HP (5-13KW)
IMMEDIATE POWER.
EASY & ACCURATE TO MANOEUVRE.



ECO FRIENDLY

QUIET AND CLEAN.
NO EXHAUST FUMES.
CLEAN ENGINE ROOM.
PEACEFUL AND TRANQUIL.



40-80FT VESSELS

INCLUDING: NARROWBOATS,
WIDEBEAM NARROWBOATS,
RIVER CRUISERS & SAILING
BOATS.



Canal



River



Lake



Sea



LOW MAINTENANCE COSTS

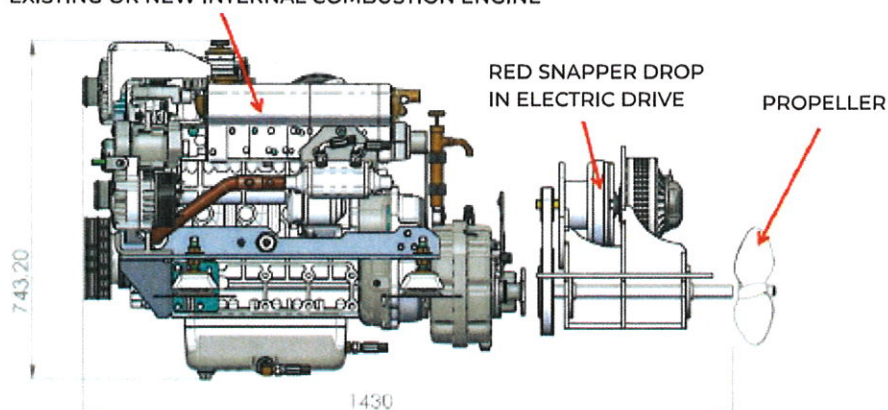
5,000 HASSLE FREE HOURS. TOP UP GEAR LUBRICANT. VISUAL CHECKS OF BRUSHES. EASY AND INEXPENSIVE TO REPLACE.

RED SNAPPER

Lynch Complete Diesel/ Electric Hybrid Inboard Systems

**2 YEAR
EXTENDABLE
WARRANTY**

EXISTING OR NEW INTERNAL COMBUSTION ENGINE



DESIGNED TO WORK IN 3 MODES:

MODE 1

EXISTING COMBUSTION ENGINE DRIVE MOTOR PROPELS THE BOAT - THE ELECTRIC MOTOR IS CLUTCHED OUT OF THE DRIVE TRAIN.

MODE 2

THE ELECTRIC MOTOR IS ENGAGED AND PROPELS THE BOAT - THE INTERNAL COMBUSTION ENGINE IS IN NEUTRAL 'DISENGAGED'.

MODE 3

THE EXISTING INTERNAL COMBUSTION DRIVE MOTOR PROPELS THE BOAT - THE ELECTRIC MOTOR IS CLUTCHED IN BUT IS IN NEUTRAL, THE ELECTRIC MOTOR BECOMES A GENERATOR AND REPLENISHES THE BATTERIES.

THE SYSTEMS ARE PLUG AND PLAY AND INCLUDE:

DRIVE MOTOR

48V CLUTCH

POWER TRANSMISSION

THROTTLE **

MOUNTING FRAME

MOTOR CONTROLLER

in case with all electronics.

which takes the power to a drive shaft which you just couple to the prop shaft.

BASIC BATTERY MONITOR **

INCLUDES ALL CONTROL CABLES AND AN INSTALLATION MANUAL

**OPTIONS AVAILABLE

ADDITIONAL PRODUCTS AND SERVICES AVAILABLE INCLUDE:

- DC TO DC CONVERTER - TO PROVIDE POWER SUPPLY TO BOAT
- ON-BOARD GENERATORS
- BATTERIES AND SUITABLE CHARGERS
- EFFICIENCY MATCH PROPELLERS



CONTACT US

OFFICIAL DISTRIBUTOR



Generating
Movement
Efficiently

WWW.LYNCHMOTORS.CO.UK

LYNCH MOTOR COMPANY LTD

UNIT 4, FLIGHTWAY BUSINESS PARK,
DUNKESWELL, HONITON, DEVON. UK. EX14 4RD

TEL: 0044 (0)1404 892940

EMAIL: INFO@LYNCHMOTORS.CO.UK