

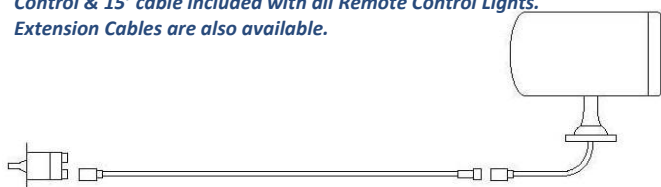


# Searchlights

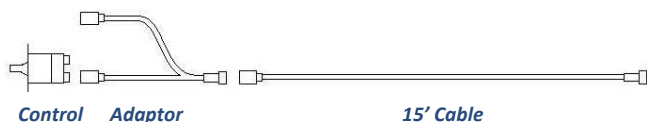
## Flood Lights

Bracket mounted flood lights give good service in deck illumination, especially on small fishing boats and commercial craft. Flush mounted floodlights provide a clean installation, ideally suited for leisure craft. Two beam shapes are available, trapezoidal for deck illumination with sharp beam pattern edges and flood for transom mounting. In each case,

**Cable Control**  
*Control & 15' cable included with all Remote Control Lights.  
Extension Cables are also available.*

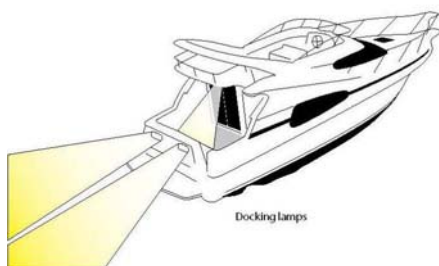


bulb adjustment allows the beam to be directed  
**Dual Station Kit**



to the required area.

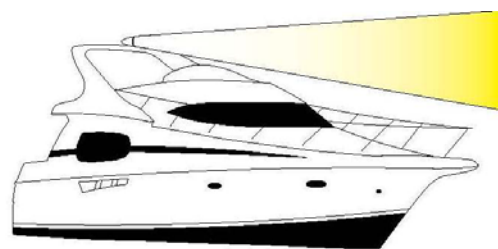
## Docking Lamps



## Remote Control Lights

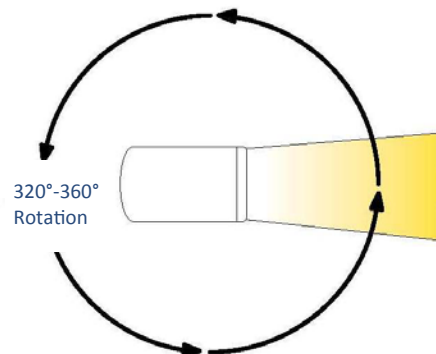
The advantage of the remote control is that it allows you to direct the light in the best location for maximum effectiveness. They are an increasingly popular addition on power boats, helping locate buoys, moorings and channel markers. Control is by joystick or touchpad. Secondary remote control kits can be bought for most models which allows control from either the flybridge or main helm.

### Searchlight



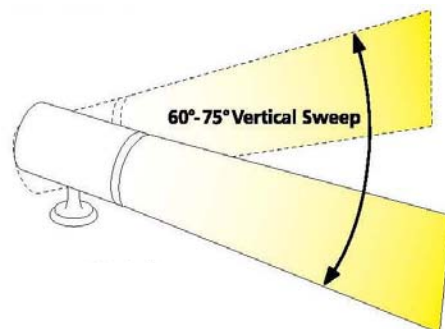
### Searchlight

320° - 360° Continuous



### Vertical Sweep

60° - 75° Vertical Sweep



UK Distributors for Nanni Diesel & suppliers of marine equipment  
01603 714077—[info@peachment.co.uk](mailto:info@peachment.co.uk)—[www.peachment.co.uk](http://www.peachment.co.uk)

