

H G F E D C B A

4

3

2

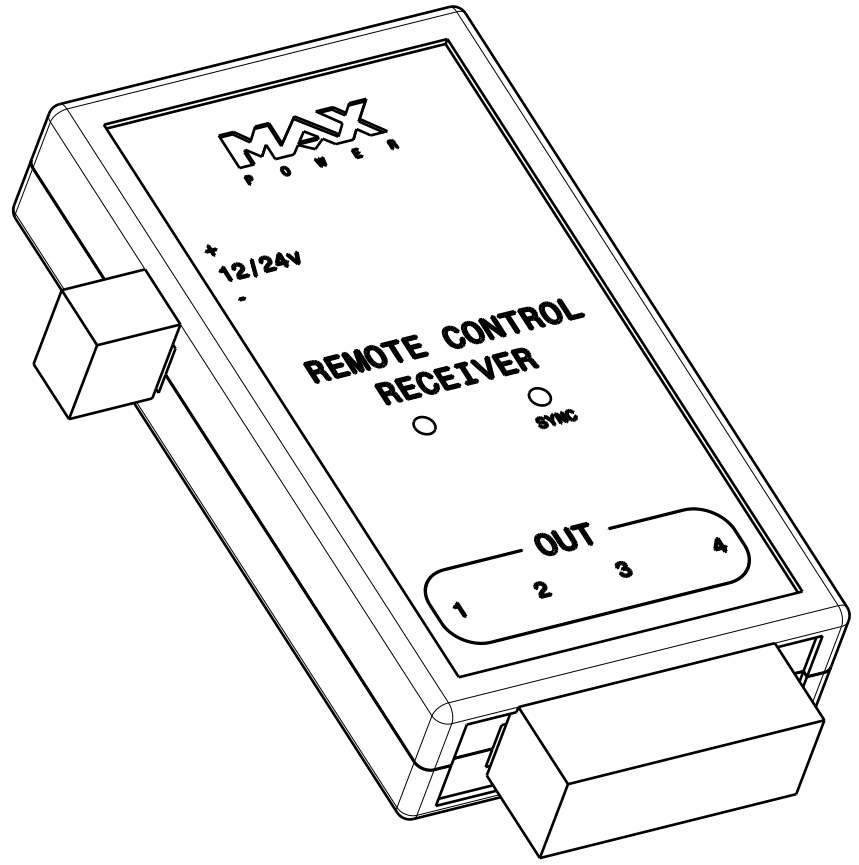
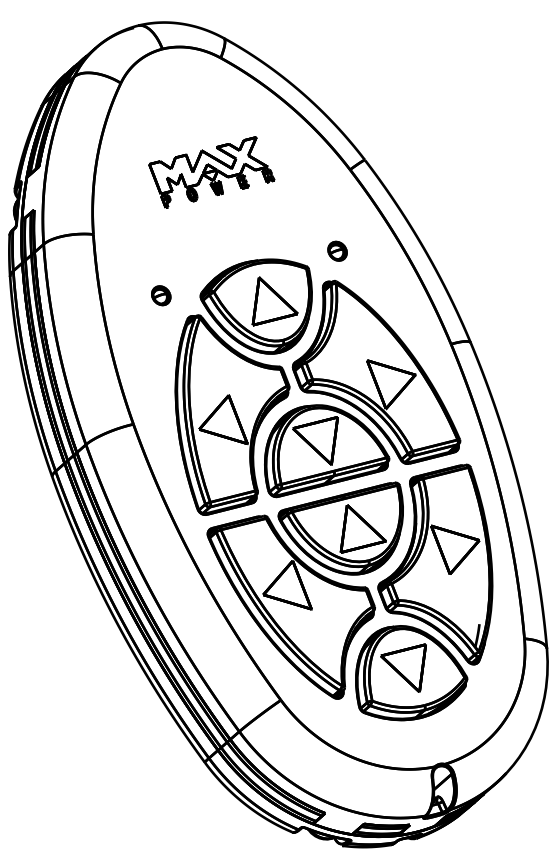
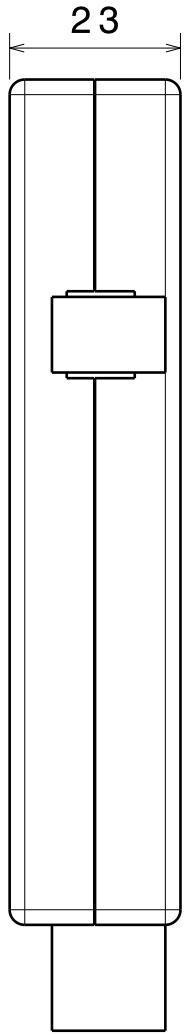
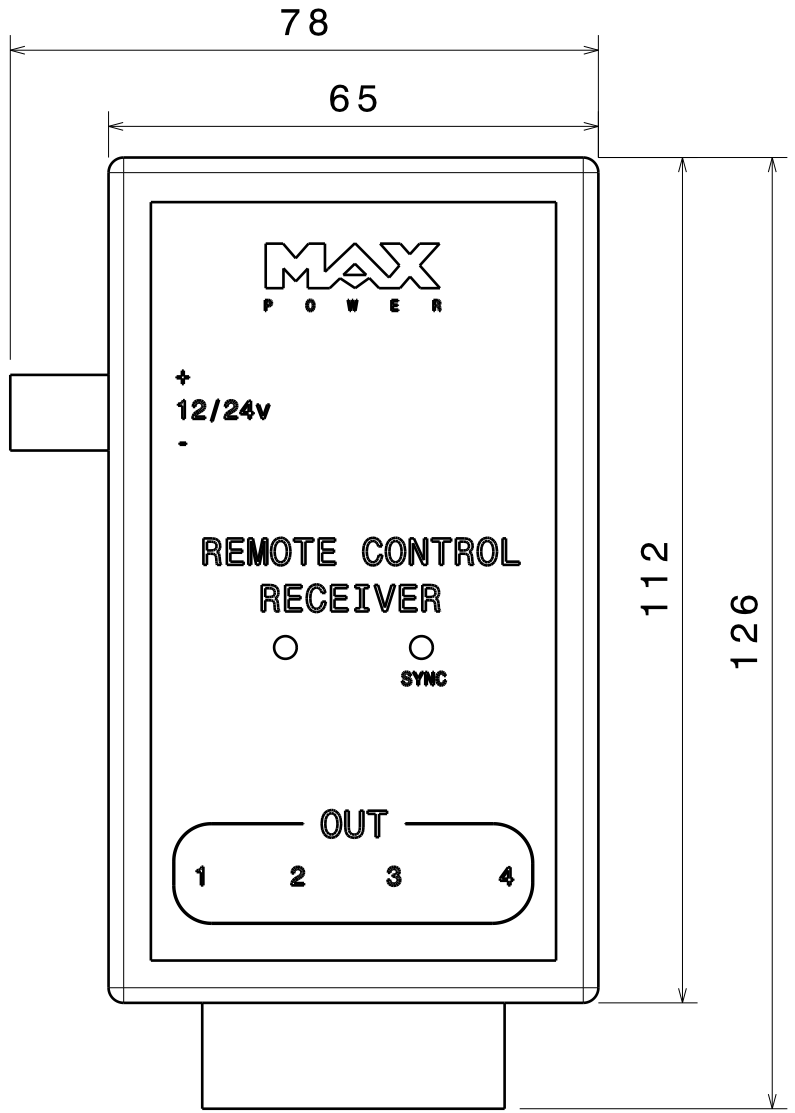

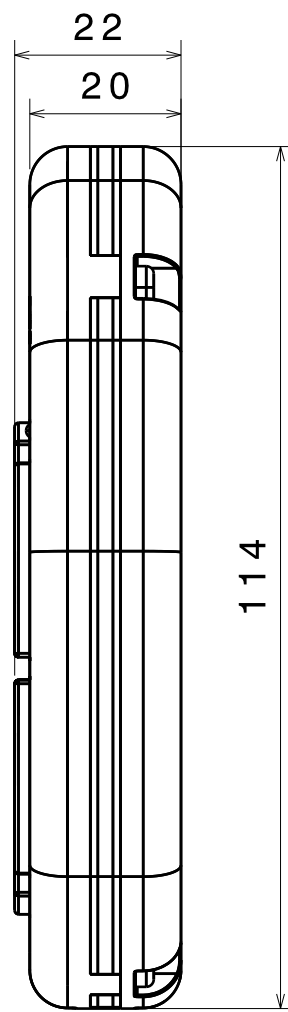
1

4

3

2

1



NOTA :  
 Dimensions exprimées en mm  
 ! Attention aux modifications d'échelles lors de l'impression !  
 NOTES :  
 Dimensions in mm  
 ! Be careful to scales modifications when printing !

EN CAS DE DOUTE, MERCI DE NOUS CONTACTER  
 IN CASE OF DOUBT, PLEASE ASK

- REFERENCES :
- MPOP5720/E      EMETTEUR / TRANSMITTER 868MHz (European Regulation)
  - MPOP5720/U      EMETTEUR / TRANSMITTER 915MHz (US&Canadian Regulations)
  - MPOP5721/E      RECEPTEUR / RECEIVER 868MHz (European Regulation)
  - MPOP5721/U      RECEPTEUR / RECEIVER 915MHz (US&Canadian Regulations)
  - MPOP5722/E      KIT 868MHz (= MPOP5720/E + MPOP5721/E, European Regulation)
  - MPOP5722/U      KIT 915MHz (= MPOP5720/U + MPOP5721/U , US&Canadian Regulations)

This drawing is our property. It can't be reproduced or communicated without our written agreement.		<b>MAX POWER</b>		
DRAWN BY <b>PBE</b>		DRAWING TITLE <b>KIT TELECOMMANDE REMOTE CONTROL KIT</b>		
CHECKED BY <b>XXX</b>	DATE xxx	SIZE <b>A3</b>	DRAWING NUMBER 312973&312974	REV <b>A</b>
DESIGNED BY <b>XXX</b>	DATE xxx	SCALE 1:1	WEIGHT(kg) XXX	SHEET 1/1

H G F E D C B A